© 2026 Unity Reliance (M) Sdn Bhd. All rights reserved. Unauthorised reproduction, or use for other brands, is prohibited.

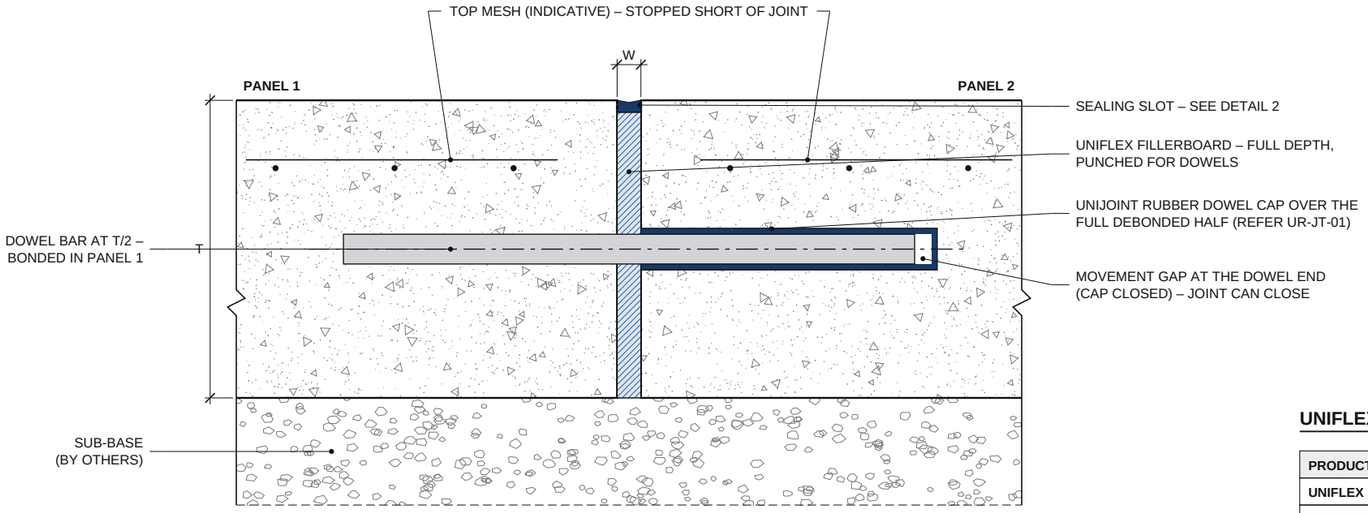

1 SECTION THROUGH EXPANSION JOINT

GROUND SLAB / PAVEMENT – NOT TO SCALE

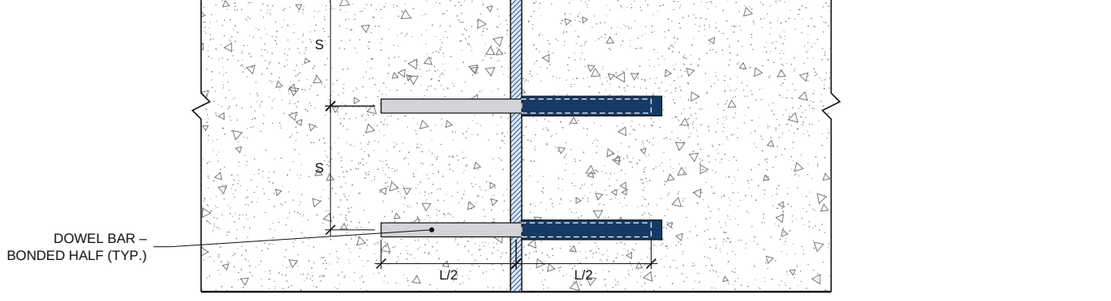

S, L, Ø AND EDGE DISTANCE AS PER ENGINEER

3 PLAN ON JOINT

DOWEL LAYOUT – NOT TO SCALE

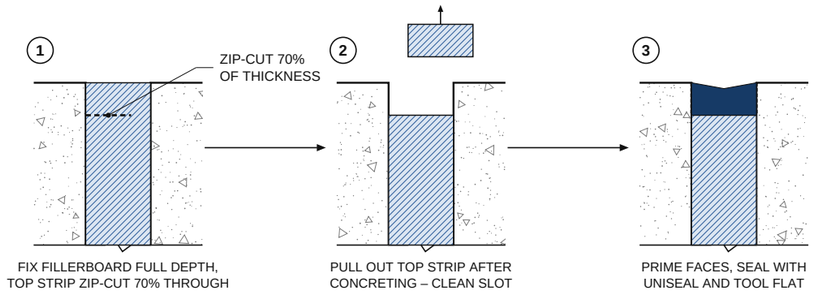

2 FORMING THE SEALING SLOT

UNIFLEX PE – PER METHOD STATEMENT – NOT TO SCALE

UNIFLEX PE is a natural bond breaker – no bond breaker tape needed. With UNIFLEX RBCF, form the slot with a removable former and fit UNIFLEX PE bond breaker tape before sealing.

UNIFLEX FILLERBOARD SELECTION (REFER TO TDS)

PRODUCT	MATERIAL	THICKNESS (mm)	BOND BREAKER	NOTES
UNIFLEX PE	Closed-cell PE, black	10/12/15/20/25/30	Not needed	Bitumen free; water-retaining
UNIFLEX RBCF	Resin-bonded cork	10/12/20/25	Required	Swells when wet; tanks, pools

Dowel bars: mild steel Ø 12–25mm, stainless 304 Ø 16–32mm. UNIJOINT rubber dowel cap to suit the dowel (UR-JT-01).

GENERAL NOTES (FOR GUIDANCE ONLY)

1. Joint width W, slab thickness T, dowel Ø, length L and spacing S as per engineer.
2. Cast panel 1. Fix fillerboard against the joint face for the full slab depth, top strip flush with the finished surface; spot-bond with UNISTICK CA. Punch holes for the dowels.
3. Dowels at mid-depth, parallel to the surface and perpendicular to the joint, supported to hold alignment during the pour. Bonded in panel 1.
4. Fit a UNIJOINT rubber dowel cap over the whole panel-2 half, closed end with a gap beyond the dowel end so the joint can close (UR-JT-01). Cap length to suit the dowel and joint movement.
5. Zip-cut the top strip through 70% of the board thickness only; the uncut 30% holds the strip in place and keeps concrete out of the slot.
6. Form the sealing slot (Detail 2), prime and seal with UNISEAL; W > 12mm: W:D = 2:1 (UR-SL-01).
7. Discontinue mesh at the joint. Do not tie reinforcement across an expansion joint.

LEGEND

- Concrete
- Sub-base (by others)
- UNIFLEX fillerboard
- UNISEAL sealant
- Dowel bar / mesh
- UNIJOINT rubber dowel cap
- UNISEAL primer

UNITY RELIANCE (M) SDN BHD
135B, Jalan Kip 8, Kawasan Perindustrian Kepong,
52200 Kuala Lumpur, Malaysia
T: 03-6734 7941 | M: 010-785 1159
unityreliance88@gmail.com | www.unityreliance.com

DISCLAIMER – FOR ILLUSTRATION ONLY, NOT FOR CONSTRUCTION

This drawing is a generic product illustration. It is NOT an engineering design and has not been prepared, checked or endorsed by a professional engineer. Unity Reliance (M) Sdn Bhd is a product supplier, not a design consultant. All sizes, bedding thickness, edge distances, reinforcement, dowels and installation details shall be designed, verified and approved by the project's qualified engineer. Unity Reliance (M) Sdn Bhd accepts no responsibility for structural design, site conditions, workmanship, or any loss or damage arising from the use of this drawing. Product supply is governed by the relevant TDS and terms of sale.

REVISIONS

REV	DATE	DESCRIPTION
0	29/10/26	FIRST ISSUE
A	30/10/26	FULL-LENGTH RUBBER DOWEL CAP
B	13/11/26	ZIP-CUT 70% OF BOARD THICKNESS

PRODUCT
UNIFLEX PE / RBCF FILLERBOARD
UNIJOINT RUBBER DOWEL CAP
UNISEAL JOINT SEALANT & PRIMER

DRAWING TITLE
GROUND SLAB / PAVEMENT EXPANSION JOINT DETAIL

DRAWING NO.
UR-FL-02

REV
B

SCALE	SIZE	DATE	DRAWN
NTS	A3	13/11/26	UR

FOR ILLUSTRATION ONLY NOT FOR CONSTRUCTION