© 2026 Unity Reliance (M) Sdn Bhd. All rights reserved. Unauthorised reproduction, or use for other brands, is prohibited.

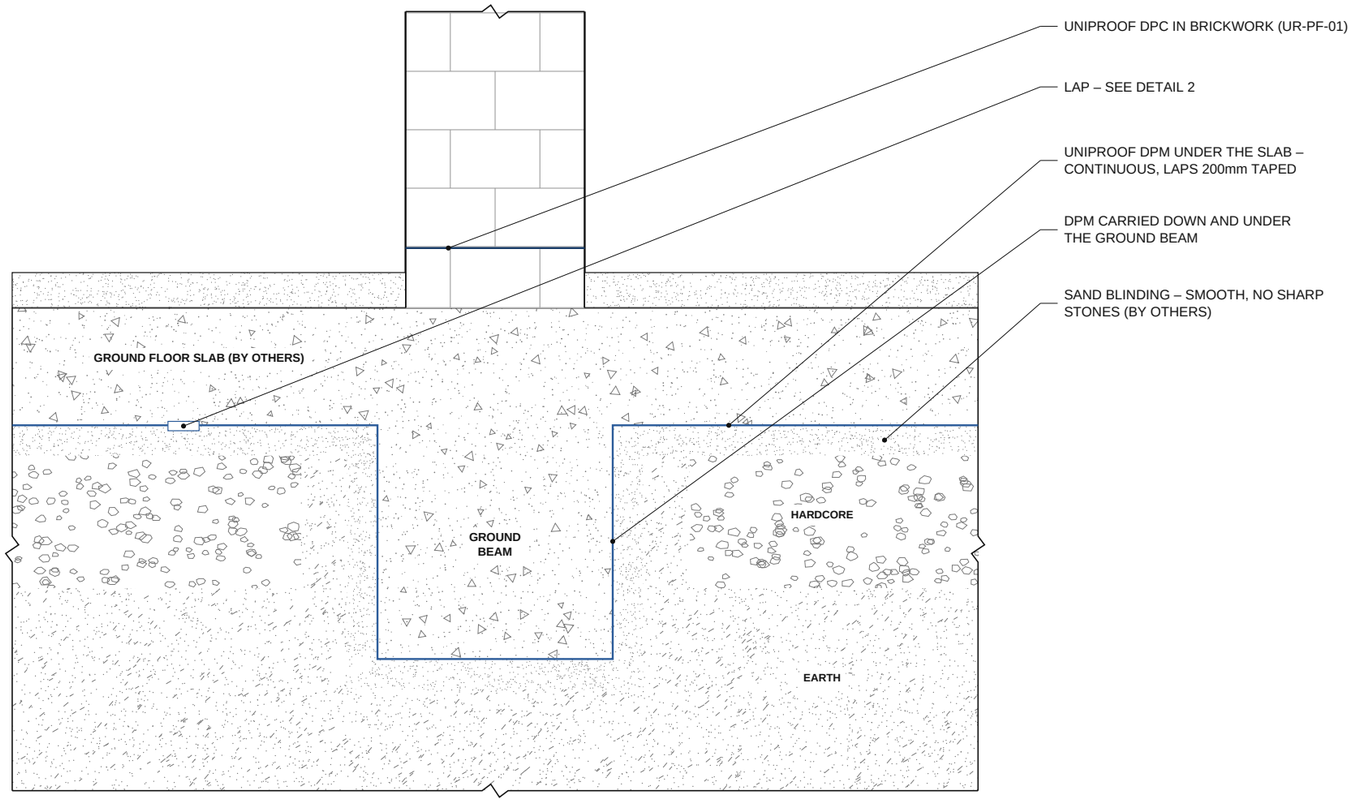

1 GROUND FLOOR SLAB ON DPM
SECTION – NOT TO SCALE

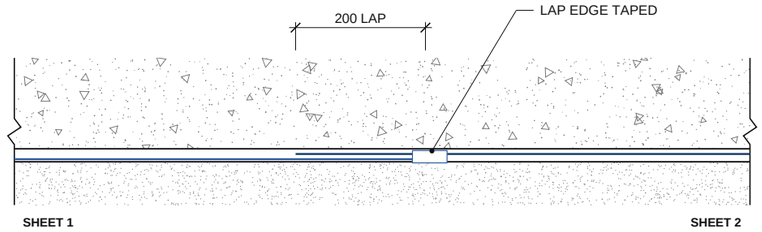

2 DPM LAP
SECTION – THICKNESS EXAGGERATED

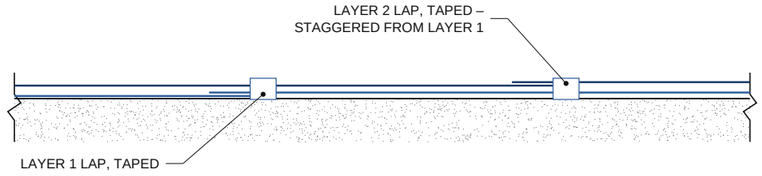

3 DOUBLE LAYER
SECTION – THICKNESS EXAGGERATED

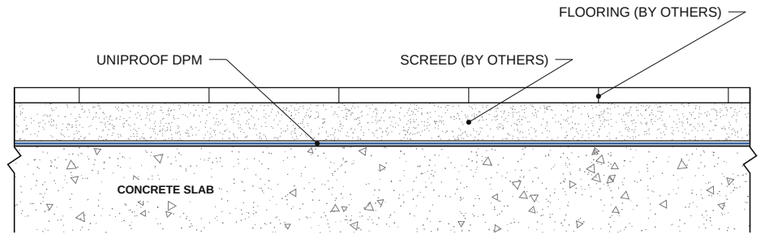

4 OVER SLAB UNDER SCREED
SECTION – THICKNESS EXAGGERATED

UNIPROOF DPM GRADES (REFER TO TDS)

GRADE	MATERIAL	THICKNESS	SIZE	KEY TEST VALUES
DPM	Recycled LDPE	0.125 / 0.25mm	12ft x 180ft	Grab 134 N, puncture 44 N
DPM 0.5	Recycled LDPE	0.5mm	2m x 25m	Tensile 20.9 / 21.95 MPa
DPM VG	Virgin grade PE	0.125 – 0.5mm	12ft x 180ft	Dart drop 1000g min.

Colours: DPM / DPM 0.5 plain or blue; DPM VG plain, blue or black.

LEGEND

- UNIPROOF DPM
- Concrete (by others)
- Sand blinding / screed
- Hardcore
- Earth

GENERAL NOTES (FOR GUIDANCE ONLY)

1. Area clean and prepared; blinding smooth and free of sharp stones and debris.
2. Cut the DPM to the measured area and lay it flat, without wrinkles. Lap adjacent sheets 200mm and tape the laps.
3. Keep the DPM continuous under the slab and carry it down and under ground beams. Patch any tear or puncture with a piece lapped 200mm all round and taped.
4. Double layer (where specified): tape layer 1 edges, lay layer 2 over it with laps staggered, tape all edges (method statement).
5. Protect the DPM from damage by traffic, reinforcement chairs and spacers until the slab is cast.
6. Grade and thickness as specified. For permanent damp proofing under slabs, virgin grade DPM VG is recommended.
7. Wall damp proofing above the slab: UNIPROOF DPC (UR-PF-01).

UNITY RELIANCE (M) SDN BHD
135B, Jalan Kip 8, Kawasan Perindustrian Kepong,
52200 Kuala Lumpur, Malaysia
T: 03-6734 7941 | M: 010-785 1159
unityreliance88@gmail.com | www.unityreliance.com

DISCLAIMER – FOR ILLUSTRATION ONLY, NOT FOR CONSTRUCTION

This drawing is a generic product illustration. It is NOT an engineering design and has not been prepared, checked or endorsed by a professional engineer. Unity Reliance (M) Sdn Bhd is a product supplier, not a design consultant. All sizes, bedding thickness, edge distances, reinforcement, dowels and installation details shall be designed, verified and approved by the project's qualified engineer. Unity Reliance (M) Sdn Bhd accepts no responsibility for structural design, site conditions, workmanship, or any loss or damage arising from the use of this drawing. Product supply is governed by the relevant TDS and terms of sale.

REVISIONS

REV	DATE	DESCRIPTION
0	29/10/26	FIRST ISSUE

PRODUCT
UNIPROOF DPM (PE SHEET DAMP PROOF MEMBRANE)

DRAWING TITLE
UNIPROOF DPM – DAMP PROOF MEMBRANE UNDER GROUND FLOOR SLAB

DRAWING NO.
UR-PF-02

REV
0

SCALE	SIZE	DATE	DRAWN
NTS	A3	29/10/26	UR

FOR ILLUSTRATION ONLY NOT FOR CONSTRUCTION