© 2026 Unity Reliance (M) Sdn Bhd. All rights reserved. Unauthorised reproduction, or use for other brands, is prohibited.

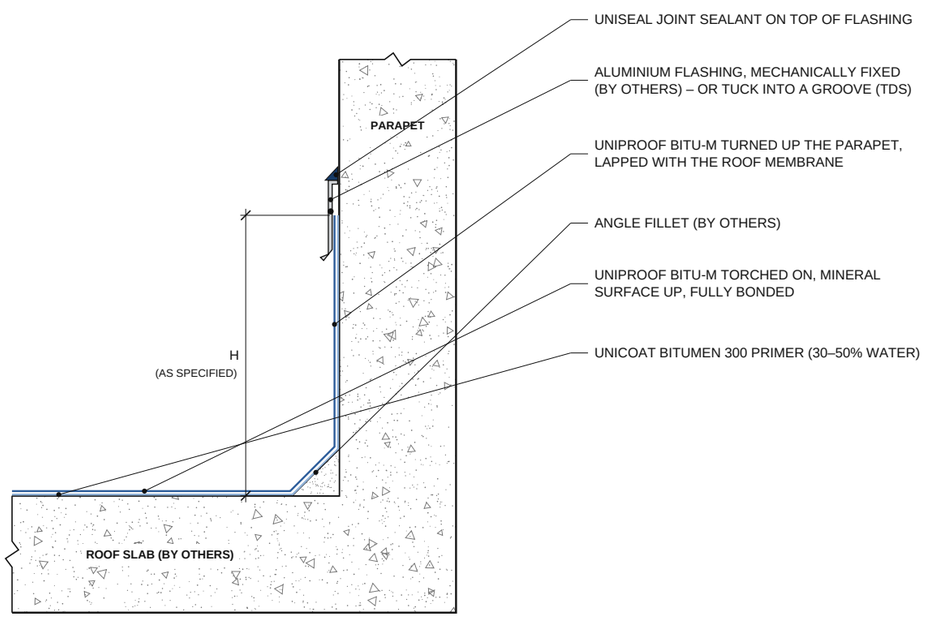

1 ROOF / PARAPET UPSTAND

SECTION – NOT TO SCALE

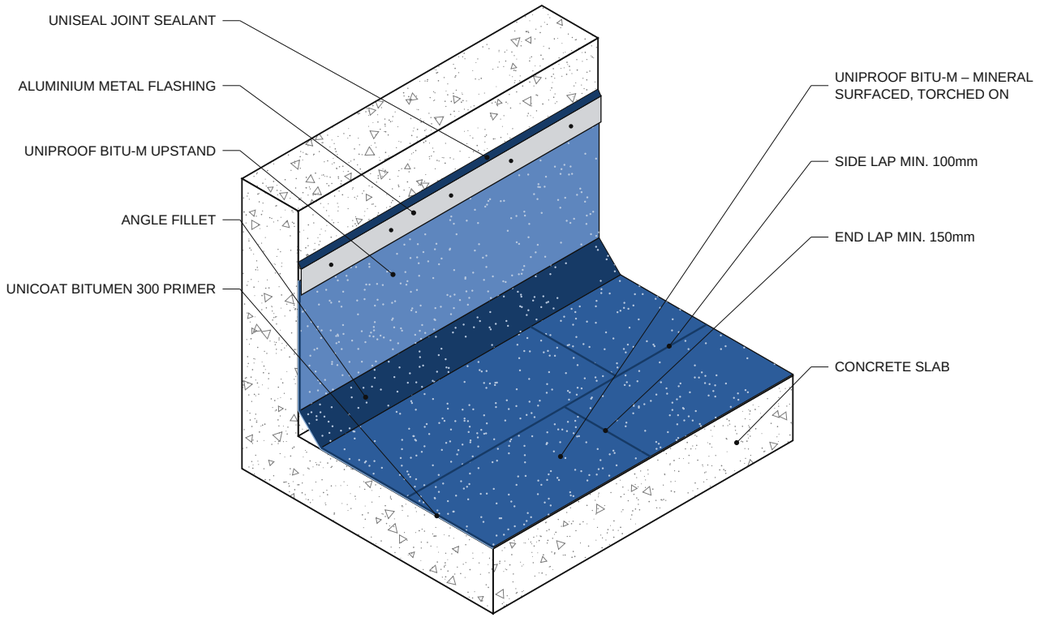

2 ROOF MEMBRANE AT PARAPET

3D VIEW – NOT TO SCALE

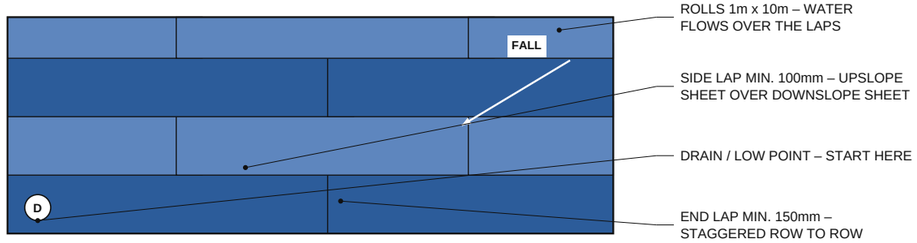

3 LAYING PATTERN

PLAN – NOT TO SCALE

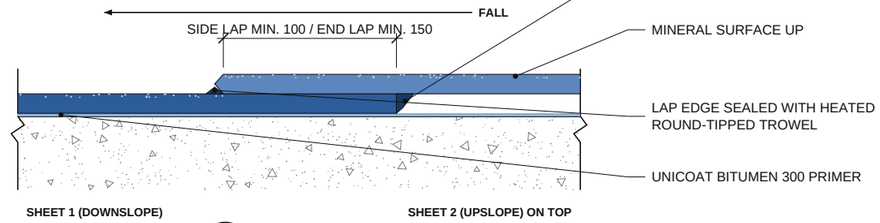

4 TYPICAL LAP

SECTION – THICKNESS EXAGGERATED

UNIPROOF BITU-M (REFER TO TDS)

PROPERTY	VALUE
Thickness (EN 1849-1)	3.5 / 4.5mm
Mass per unit area	3.4 – 3.7 / 5.5 – 6.2 kg/m²
Reinforcement (EN 29073-1)	220 g/m²
Softening point (ASTM D36)	> 115°C
Tensile L/T (EN 12311-1)	350 / 500 N/5cm
Elongation L/T	25 / 35%
Joint shear L/T (EN 12317-1)	300 / 400 N/5cm
Roll / weight	1m x 10m, 60kg / roll
Primer	UNICOAT BITUMEN 300, dilute 30–50% water
Application temperature	5 – 55°C

GENERAL NOTES (FOR GUIDANCE ONLY)

1. Surface clean, sound and free of dust, curing compound, oil and grease. Repair defects with a suitable repair mortar.
2. Prime with UNICOAT BITUMEN 300 diluted with 30–50% clean water. Torch the membrane once the primer is touch dry; if the primer is left more than 48 hours, clean and re-prime.
3. Start at the low point / drain so water flows over or parallel to the laps, never against them. Side laps min. 100mm, end laps min. 150mm, upslope sheet over downslope sheet.
4. Torch-apply with a handheld propane torch, heating the roll and the substrate / lap evenly; roll forward and press down. Do not over-torch – the reinforcement must not be exposed (TDS). Roof outlet, penetration and joint details: UR-PF-04.
5. Seal laps with a heated round-tipped trowel until a uniform bitumen bead shows. Lift and re-torch any unbonded area – do not reseal by torching the top surface.
6. Take the membrane up the parapet over an angle fillet, lap it with the roof membrane and terminate in a groove or under a fixed flashing, sealed with UNISEAL. Upstand height as specified.
7. Fire safety: keep gas cylinders away from naked flames, never leave a lit torch unattended or rest it on finished roofing.

UNITY RELIANCE

UNITY RELIANCE (M) SDN BHD
135B, Jalan Kip 8, Kawasan Perindustrian Kepong,
52200 Kuala Lumpur, Malaysia
T: 03-6734 7941 | M: 010-785 1159
unityreliance88@gmail.com | www.unityreliance.com

DISCLAIMER – FOR ILLUSTRATION ONLY, NOT FOR CONSTRUCTION

This drawing is a generic product illustration. It is NOT an engineering design and has not been prepared, checked or endorsed by a professional engineer. Unity Reliance (M) Sdn Bhd is a product supplier, not a design consultant. All sizes, bedding thickness, edge distances, reinforcement, dowels and installation details shall be designed, verified and approved by the project's qualified engineer. Unity Reliance (M) Sdn Bhd accepts no responsibility for structural design, site conditions, workmanship, or any loss or damage arising from the use of this drawing. Product supply is governed by the relevant TDS and terms of sale.

REVISIONS

REV	DATE	DESCRIPTION
0	29/10/26	FIRST ISSUE AS UR-FX-01
A	14/11/26	RENAMED UNIPROOF BITU-M

PRODUCT
UNIPROOF BITU-M TORCH-ON MEMBRANE
UNICOAT BITUMEN 300 / UNISEAL

DRAWING TITLE
UNIPROOF BITU-M – MINERAL SURFACED TORCH-ON ROOF WATERPROOFING

DRAWING NO.
UR-PF-03

REV
A

SCALE	SIZE	DATE	DRAWN
NTS	A3	14/11/26	UR

FOR ILLUSTRATION ONLY NOT FOR CONSTRUCTION