© 2026 Unity Reliance (M) Sdn Bhd. All rights reserved. Unauthorised reproduction, or use for other brands, is prohibited.

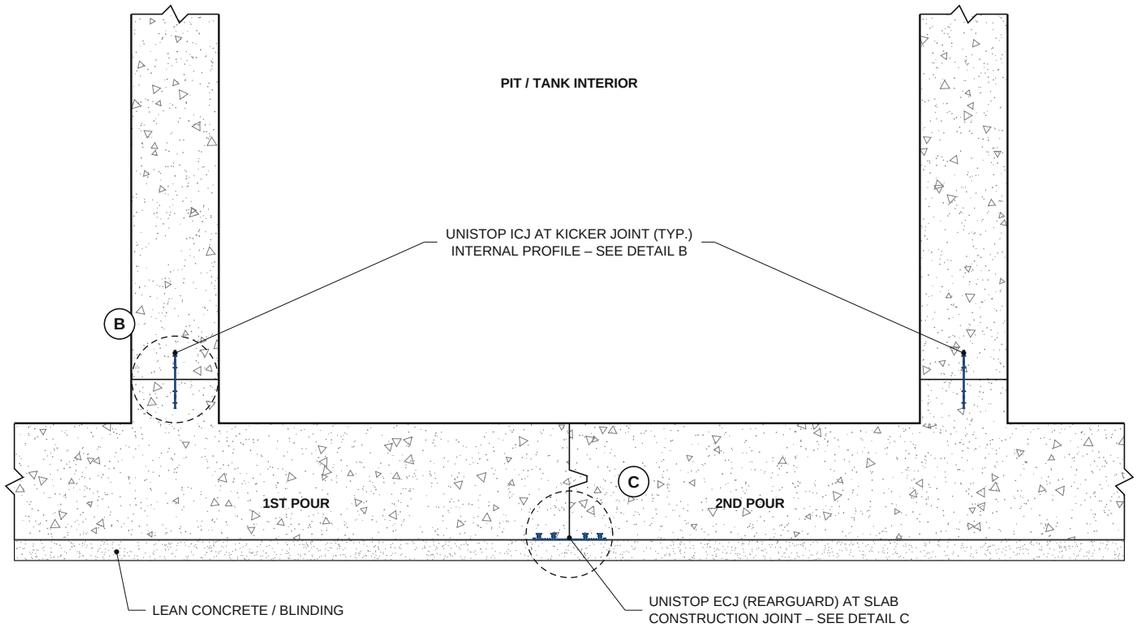


## 1 SECTION THROUGH BASE SLAB & WALLS

TYPICAL PIT / TANK / BASEMENT – NOT TO SCALE

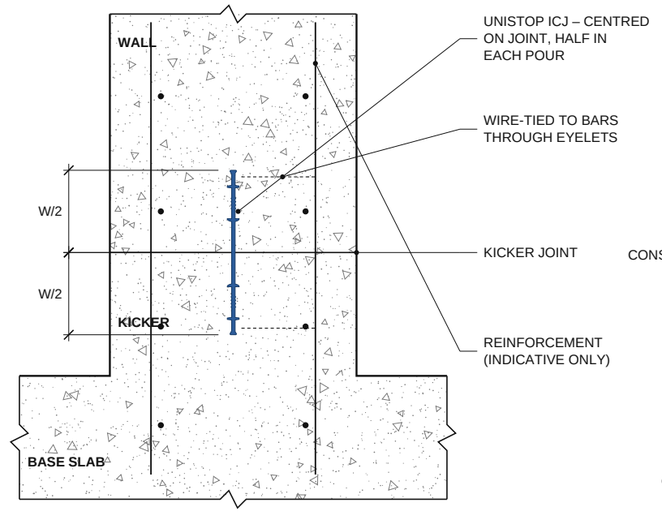


## B KICKER JOINT

ENLARGED – NOT TO SCALE

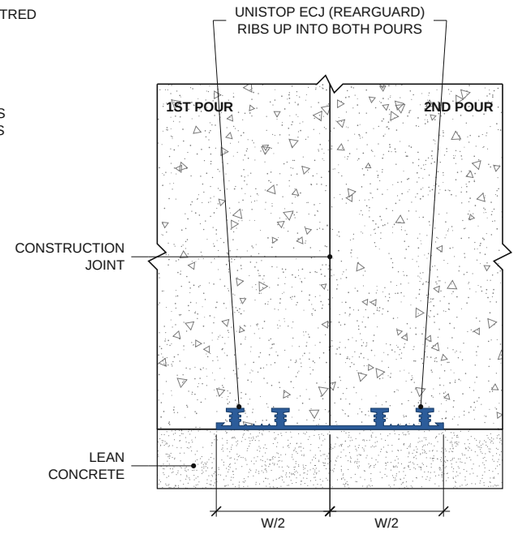


## C SLAB JOINT

ENLARGED – NOT TO SCALE

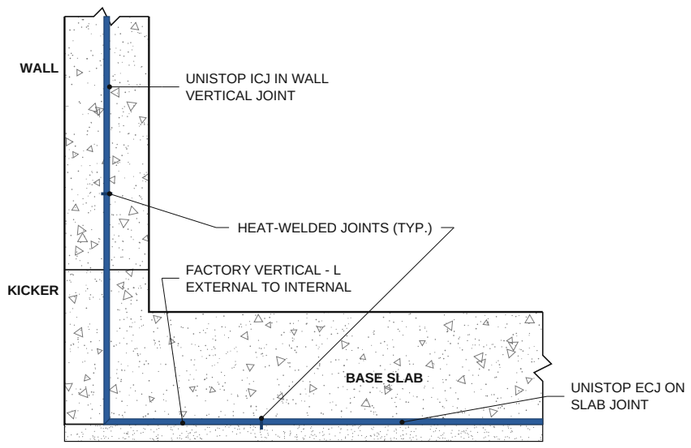


## 4 SECTION ON SLAB JOINT AT WALL

SLAB TO WALL CONTINUITY (SEE UR-ST-02) – NOT TO SCALE

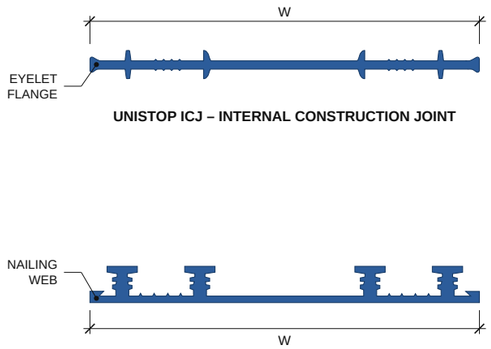


W = 150 / 200 / 250 / 320 mm (REFER TO TDS)

*Outlines from UNISTOP shop drawings WTS C01 / EC03 (250mm shown)*

## 5 PROFILES

NOT TO SCALE

### GENERAL NOTES (FOR GUIDANCE ONLY)

1. ICJ centred on the kicker joint, half in each pour, wire-tied to reinforcement through the edge eyelets before the kicker is cast.
2. ECJ (rearguard) laid on lean concrete with ribs facing up, centred on the joint and nailed through the outer web to the stop-end formwork.
3. Slab joint waterstops connect to the wall waterstops through the factory Vertical L external to internal (Detail 4, UR-ST-02).
4. All joints heat-welded with jig and heater blade. Lapped or taped joints are not acceptable.
5. Protect the projecting half before the second pour. Remove laitance and fully compact concrete around the waterstop – no voids or honeycombing.
6. Profile width and joint layout as per engineer. TDS guideline: 250mm thick and above – 250mm profile; thinner – 150 or 200mm.

### LEGEND

- Concrete
- Lean concrete
- UNISTOP PVC waterstop
- Reinforcement
- Heat-welded joint

UNITY RELIANCE

**UNITY RELIANCE (M) SDN BHD**
135B, Jalan Kip 8, Kawasan Perindustrian Kepong,
52200 Kuala Lumpur, Malaysia
T: 03-6734 7941 | M: 010-785 1159
unityreliance88@gmail.com | www.unityreliance.com

**DISCLAIMER – FOR ILLUSTRATION ONLY, NOT FOR CONSTRUCTION**

This drawing is a generic product illustration. It is NOT an engineering design and has not been prepared, checked or endorsed by a professional engineer. Unity Reliance (M) Sdn Bhd is a product supplier, not a design consultant. All sizes, bedding thickness, edge distances, reinforcement, dowels and installation details shall be designed, verified and approved by the project's qualified engineer. Unity Reliance (M) Sdn Bhd accepts no responsibility for structural design, site conditions, workmanship, or any loss or damage arising from the use of this drawing. Product supply is governed by the relevant TDS and terms of sale.

**REVISIONS**

| REV | DATE | DESCRIPTION |
|---|---|---|
| 0 | 29/10/26 | FIRST ISSUE |

PRODUCT
**UNISTOP PVC WATERSTOP**
**ICJ (INTERNAL) / ECJ (EXTERNAL REARGUARD)**

DRAWING TITLE
**UNISTOP PVC WATERSTOP REARGUARD & INTERNAL PROFILE SECTIONAL DETAILS**

DRAWING NO.
**UR-ST-01**

REV
**0**

| SCALE | SIZE | DATE | DRAWN |
|---|---|---|---|
| NTS | A3 | 29/10/26 | UR |

**FOR ILLUSTRATION ONLY**
**NOT FOR CONSTRUCTION**