© 2026 Unity Reliance (M) Sdn Bhd. All rights reserved. Unauthorised reproduction, or use for other brands, is prohibited.

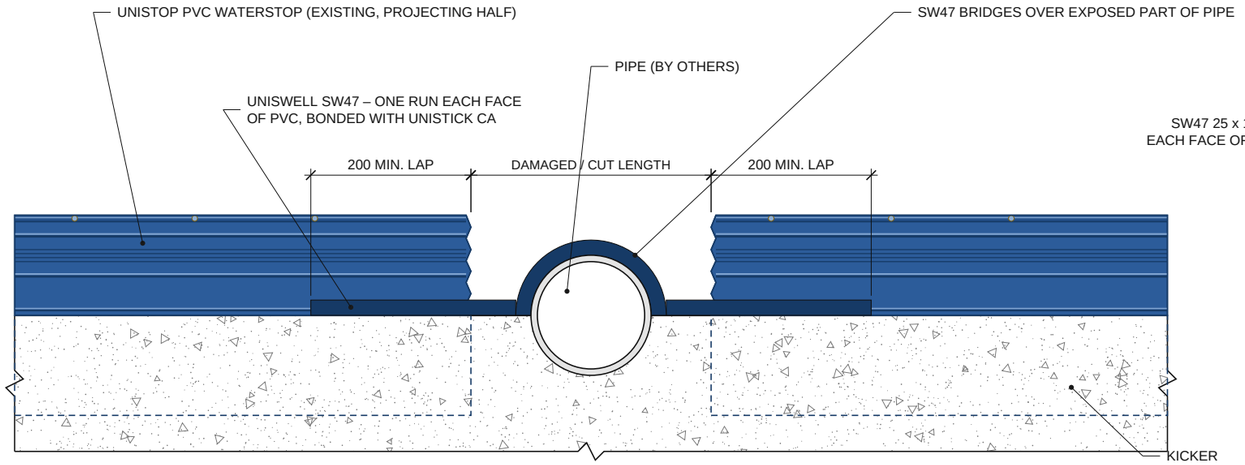

1 ELEVATION ON KICKER

PVC REMAINS TO EACH SIDE – NOT TO SCALE

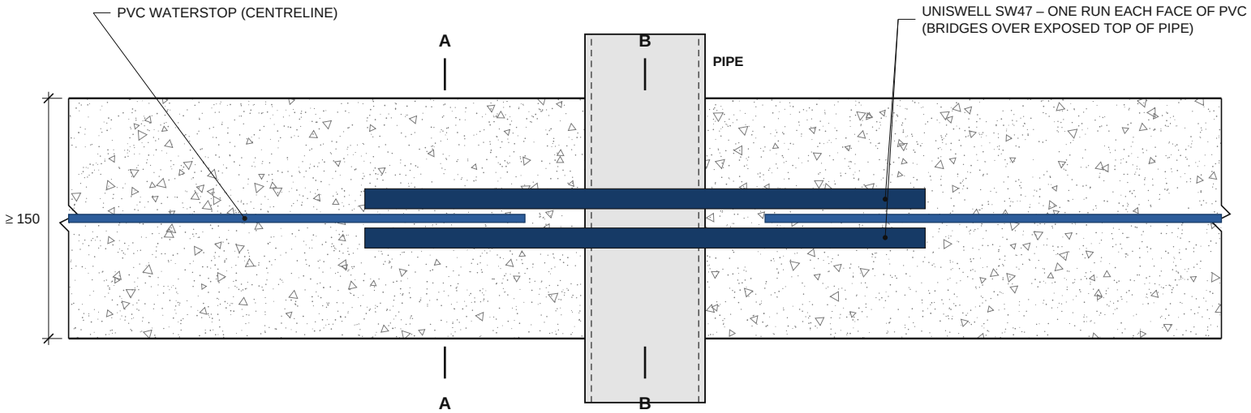

2 PLAN ON KICKER

WALL / KICKER WIDTH NOT LESS THAN 150mm (TDS) – NOT TO SCALE

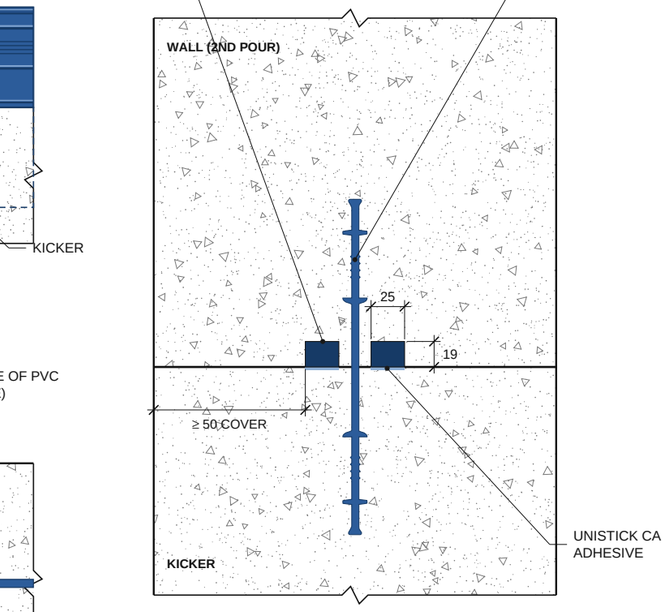

A SECTION A–A

AT LAP – NOT TO SCALE

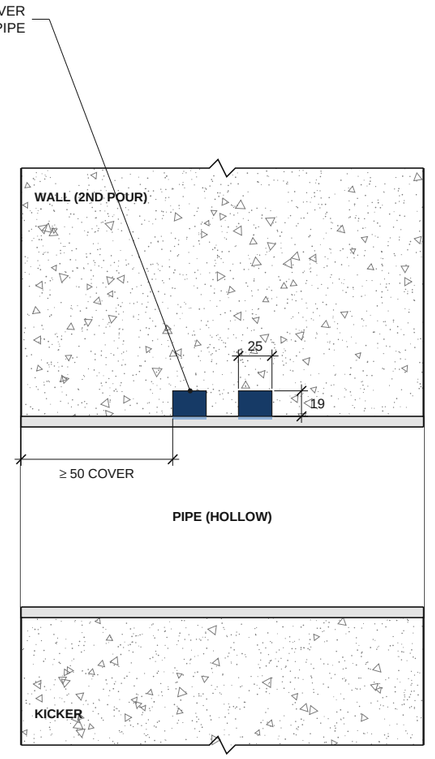

B SECTION B–B

THROUGH PIPE – NOT TO SCALE

GENERAL NOTES (FOR GUIDANCE ONLY)

1. Typical situation: the PVC waterstop was cut on site to let a service pipe through after installation. SW47 restores the seal.
2. Pipe to be steel or PVC (TDS). For PE / PP pipes, confirm UNISTICK CA adhesion to the pipe by site trial before use.
3. Cut back damaged PVC to sound material. Surfaces clean, dry and free of dust, oil, grease and release agents.
4. Brush UNISTICK CA as a continuous ~30mm band on the concrete and pipe, and a thin coat on the bonding face of SW47.
5. Wait 5–20 minutes for the solvent to evaporate, then press SW47 firmly in place – full contact, no gaps beneath.
6. Run SW47 on both faces of the PVC, continuous through the damaged length, lapped min. 200mm past each PVC end. Bridge each run over the exposed part of the pipe, kicker to kicker, bonded to the pipe.
7. Butt joints in SW47 tight, with full face contact. Minimum 50mm concrete cover in all directions (TDS).
8. If SW47 is wetted before the second pour, check for pre-expansion and replace affected lengths.
9. SW47 is for non-movement construction joints only – not for expansion joints or sections less than 150mm wide.

UNISWELL SW47 (REFER TO TDS)

Material	Butyl rubber with hydrophilic groups, black
Size	25 x 19mm x 5m roll (6 rolls / carton)
Expansion volume	> 300% (ASTM D471)
Hydrostatic head	70m
Adhesive	UNISTICK CA, approx. 20–30m per litre

LEGEND

- Concrete – kicker (1st pour)
- Concrete – wall (2nd pour)
- UNISTOP PVC waterstop
- UNISWELL SW47
- UNISTICK CA adhesive
- Pipe (by others)

UNITY RELIANCE

UNITY RELIANCE (M) SDN BHD
135B, Jalan Kip 8, Kawasan Perindustrian Kepong,
52200 Kuala Lumpur, Malaysia
T: 03-6734 7941 | M: 010-785 1159
unityreliance88@gmail.com | www.unityreliance.com

DISCLAIMER – FOR ILLUSTRATION ONLY, NOT FOR CONSTRUCTION

This drawing is a generic product illustration. It is NOT an engineering design and has not been prepared, checked or endorsed by a professional engineer. Unity Reliance (M) Sdn Bhd is a product supplier, not a design consultant. All sizes, bedding thickness, edge distances, reinforcement, dowels and installation details shall be designed, verified and approved by the project's qualified engineer. Unity Reliance (M) Sdn Bhd accepts no responsibility for structural design, site conditions, workmanship, or any loss or damage arising from the use of this drawing. Product supply is governed by the relevant TDS and terms of sale.

REVISIONS

REV	DATE	DESCRIPTION
0	29/10/26	FIRST ISSUE

PRODUCT
UNISTOP PVC WATERSTOP
UNISWELL SW47
UNISTICK CA

DRAWING TITLE
UNISTOP PVC WATERSTOP DAMAGE AT PIPE – REPAIR WITH UNISWELL SW47

DRAWING NO.
UR-ST-03

REV
0

SCALE	SIZE	DATE	DRAWN
NTS	A3	29/10/26	UR

FOR ILLUSTRATION ONLY NOT FOR CONSTRUCTION