© 2026 Unity Reliance (M) Sdn Bhd. All rights reserved. Unauthorised reproduction, or use for other brands, is prohibited.

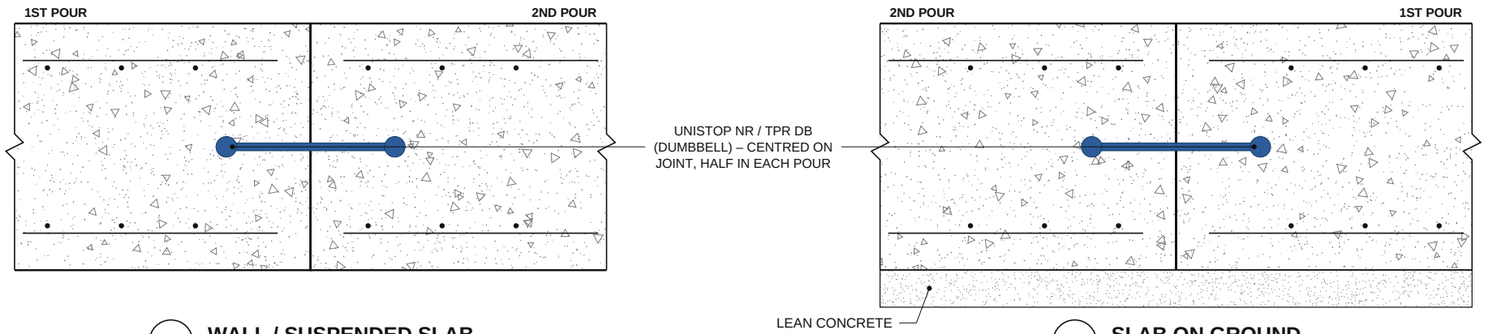

1 WALL / SUSPENDED SLAB

CONSTRUCTION JOINT – NOT TO SCALE

2 SLAB ON GROUND

CONSTRUCTION JOINT – NOT TO SCALE

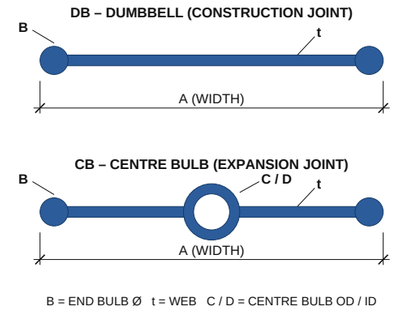

B = END BULB Ø t = WEB C / D = CENTRE BULB OD / ID

5 PROFILE KEY

REFER TO PROFILE TABLE – NOT TO SCALE

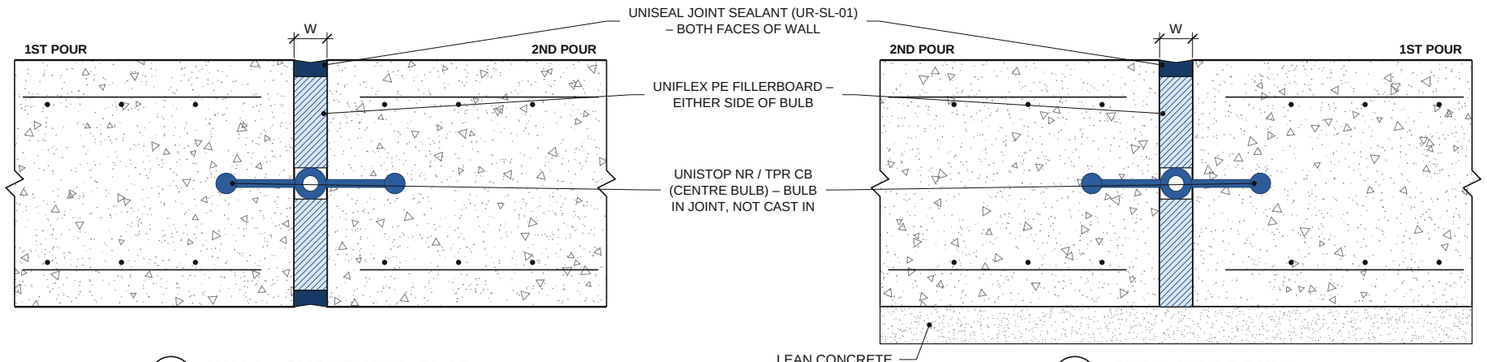

3 WALL / SUSPENDED SLAB

EXPANSION JOINT – NOT TO SCALE

4 SLAB ON GROUND

EXPANSION JOINT – NOT TO SCALE

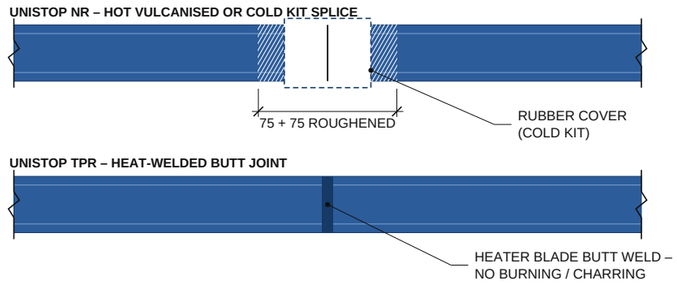

6 SITE JOINTING

STRAIGHT RUNS ONLY – NOT TO SCALE

PROFILE TABLE – mm (REFER TO TDS)

PROFILE	A	B NR / TPR	t NR / TPR	C/D NR	C/D TPR	ROLL
150DB	150	19 / 16	9.5 / 6	–	–	20m
230DB	230	25 / 25	9.5 / 9.5	–	–	15m
305DB	305	25 / 25	9.5 / 9.5	–	–	12m (NR)
150CB	150	19 / 16	9.5 / 6	29 / 16	27 / 16	20m
230CB	230	25 / 25	9.5 / 9.5	38 / 19	29 / 19	15m
305CB	305	25 / 25	9.5 / 9.5	50 / 32	50 / 32	12m (NR)

Width depends on concrete thickness, aggregate size and reinforcement position (TDS).

UNISTOP NR vs TPR (REFER TO TDS)

	NR	TPR
Material	Natural rubber	PVC + rubber blend
Hardness	60 IRHD	84 Shore A
Tensile strength	25.2 MPa	16.7 MPa
Elongation	640%	460%
Density / SG	1.12 g/cm³	1.453
Site jointing	Hot vulcanise / Cold Kit	Heat weld (melts 180–200°C)
Best for	High / cyclic movement	Easy site welding

Cold Kit: mix A+B 1:1, pot life 15–20 min, handle after 30–45 min, full cure 24 h.

GENERAL NOTES (FOR GUIDANCE ONLY)

1. DB (dumbbell) for construction / contraction joints with no shear movement. CB (centre bulb) for expansion joints and high movement.
2. Centre the waterstop on the joint, half in each pour. Clamp it between split formwork and fix it so it cannot move during the pour.
3. Compact concrete fully around the waterstop – no voids or honeycomb. No holes are to be made through any waterstop.
4. Expansion joints: cast the 1st pour, fix UNIFLEX PE to the joint face either side of the centre bulb for the full depth, then cast the 2nd pour against it. The bulb stays in the joint – it must not be cast into the concrete.
5. Intersections (flat / vertical L, T, X) are factory made. Site joints on straight runs only: NR by hot vulcanising or Cold Kit, TPR by heat welding.
6. Cold Kit: joint in dry conditions, roughen 75mm each side to a suede finish, clean, rubber solution, compound, cover patch. Inspect before concreting.
7. Joint width W, member thickness and reinforcement as per engineer.

UNITY RELIANCE (M) SDN BHD
135B, Jalan Kip 8, Kawasan Perindustrian Kepong,
52200 Kuala Lumpur, Malaysia
T: 03-6734 7941 | M: 010-785 1159
unityreliance88@gmail.com | www.unityreliance.com

DISCLAIMER – FOR ILLUSTRATION ONLY, NOT FOR CONSTRUCTION

This drawing is a generic product illustration. It is NOT an engineering design and has not been prepared, checked or endorsed by a professional engineer. Unity Reliance (M) Sdn Bhd is a product supplier, not a design consultant. All sizes, bedding thickness, edge distances, reinforcement, dowels and installation details shall be designed, verified and approved by the project's qualified engineer. Unity Reliance (M) Sdn Bhd accepts no responsibility for structural design, site conditions, workmanship, or any loss or damage arising from the use of this drawing. Product supply is governed by the relevant TDS and terms of sale.

REVISIONS

REV	DATE	DESCRIPTION
0	29/10/26	FIRST ISSUE

PRODUCT
UNISTOP NR NATURAL RUBBER WATERSTOP
UNISTOP TPR THERMO RUBBER WATERSTOP
UNIFLEX PE FILLERBOARD / UNISEAL

DRAWING TITLE
UNISTOP NR / TPR RUBBER WATERSTOP – CONSTRUCTION & EXPANSION JOINTS

DRAWING NO. **UR-ST-05**

REV **0**

SCALE	SIZE	DATE	DRAWN
NTS	A3	29/10/26	UR

FOR ILLUSTRATION ONLY NOT FOR CONSTRUCTION