© 2026 Unity Reliance (M) Sdn Bhd. All rights reserved. Unauthorised reproduction, or use for other brands, is prohibited.

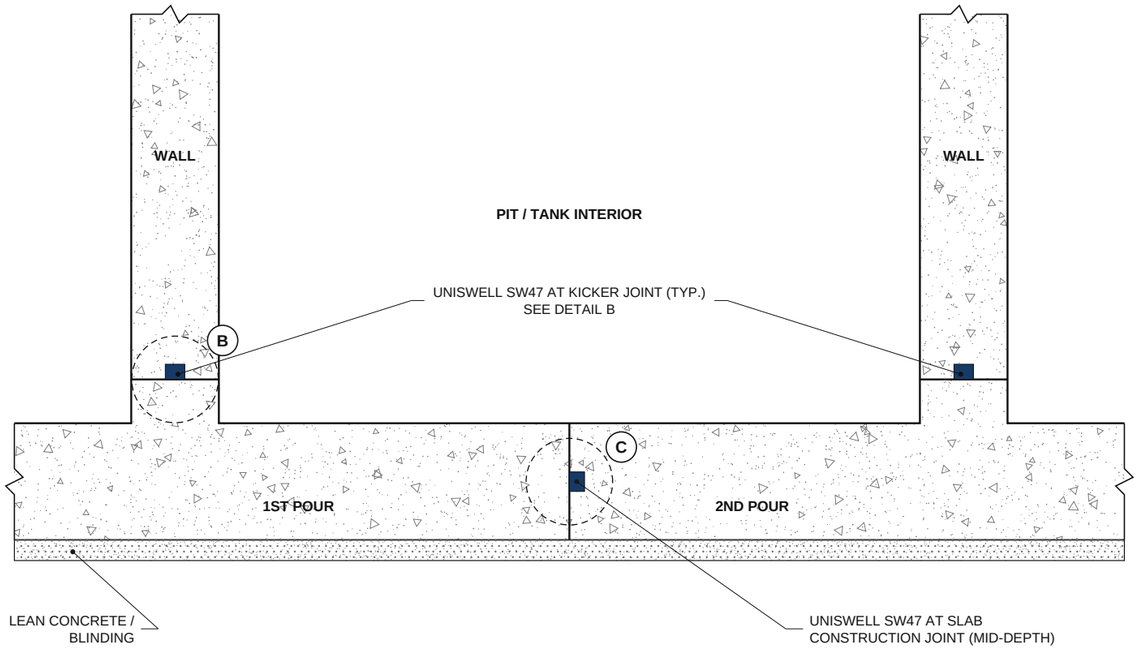

1 SECTION THROUGH BASE SLAB & WALLS

TYPICAL PIT / TANK / BASEMENT – NOT TO SCALE

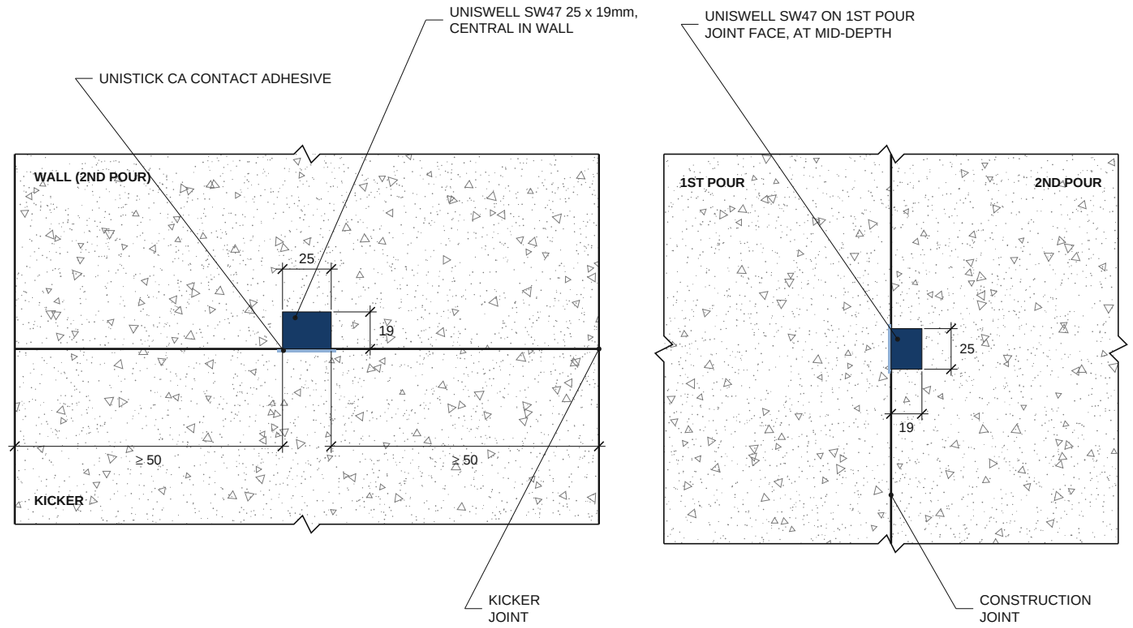

B KICKER JOINT

ENLARGED – NOT TO SCALE

C SLAB JOINT

ENLARGED – NOT TO SCALE

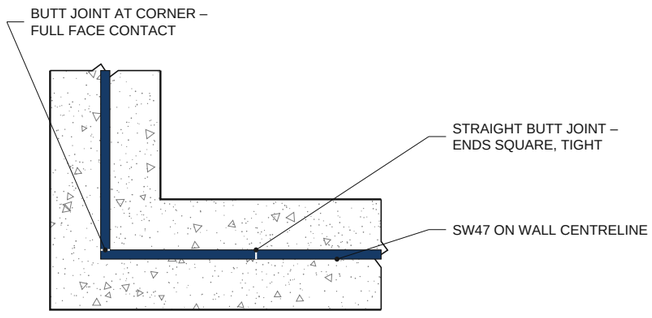

D JOINTS IN SW47 (PLAN)

NOT TO SCALE

UNISWELL SW47 (REFER TO TDS)

Material	Butyl rubber + hydrophilic groups, black
Size	25 x 19mm x 5m roll (6 rolls / carton)
Expansion volume	> 300% (ASTM D471)
Hydrostatic head	70m
Adhesive	UNISTICK CA, approx. 20–30m / litre

LEGEND

- Concrete – 1st pour
- Concrete – 2nd pour
- UNISWELL SW47
- UNISTICK CA adhesive
- Lean concrete

GENERAL NOTES (FOR GUIDANCE ONLY)

1. Concrete substrate min. 20 MPa. Min. 50mm cover to SW47 in all directions; section not less than 150mm wide (TDS).
2. Surfaces clean and free from dust, oil, grease, organic growth and release agents.
3. Surface-bond SW47 on the joint centreline. Surface to be smooth, sound and level so SW47 sits in full contact with no gaps beneath.
4. Brush UNISTICK CA as a continuous ~30mm band, plus a thin coat on the SW47 bonding face. Wait 5–20 minutes, then press SW47 firmly in place.
5. Butt joints and corners with full face contact (Detail D).
6. Pour once the adhesive has dried; compact concrete well around SW47. If SW47 pre-expands from early wetting, replace that length.
7. For non-movement construction joints only – not for expansion joints.

UNITY RELIANCE

UNITY RELIANCE (M) SDN BHD
135B, Jalan Kip 8, Kawasan Perindustrian Kepong,
52200 Kuala Lumpur, Malaysia
T: 03-6734 7941 | M: 010-785 1159
unityreliance88@gmail.com | www.unityreliance.com

DISCLAIMER – FOR ILLUSTRATION ONLY, NOT FOR CONSTRUCTION

This drawing is a generic product illustration. It is NOT an engineering design and has not been prepared, checked or endorsed by a professional engineer. Unity Reliance (M) Sdn Bhd is a product supplier, not a design consultant. All sizes, bedding thickness, edge distances, reinforcement, dowels and installation details shall be designed, verified and approved by the project's qualified engineer. Unity Reliance (M) Sdn Bhd accepts no responsibility for structural design, site conditions, workmanship, or any loss or damage arising from the use of this drawing. Product supply is governed by the relevant TDS and terms of sale.

REVISIONS

REV	DATE	DESCRIPTION
0	29/10/26	FIRST ISSUE

PRODUCT
UNISWELL SW47
UNISTICK CA

DRAWING TITLE
UNISWELL SW47 AT SLAB & KICKER JOINTS – SURFACE BONDED (NO GROOVE)

DRAWING NO.
UR-SW-02

REV
0

SCALE	SIZE	DATE	DRAWN
NTS	A3	29/10/26	UR

FOR ILLUSTRATION ONLY
NOT FOR CONSTRUCTION